






Saturday 31<sup>st</sup> October 2009

## Blue Mountains ECOhomes Tour (subject to amendment)

TIME	PLACE		NOTE
<b>Meet 8.45am</b>	<b>LAWSON:</b> Bus stop to the NORTH of the Station, at carpark.		<b>Register. We leave 9 am on the northern side - Loftus Street – the <u>opposite side</u> from the highway &amp; shops.</b>
9.15 – 10.00	BULLABURRA Roger & Ling's new home		A new home just finished – replacing a fibro 1950's on difficult bush-fire prone site. Meet the owners and architect and hear how the many challenges were overcome. Consider the materials, bushfire – resistance, spatial qualities, light levels and building process, using conventional building contract and builder.
10.20 – 10.40	<b>WENTWORTH FALLS</b>	<b>Coffee and toilet stop 20 minutes</b>	We stop at the park near Railway Station and toilets, opposite cafés and shops. <b>Coffee stop!</b>
10.50 – 11.40	WENTWORTH FALLS Kindlehill School		Fascinating, as it's very much experimental, recycled, and under construction. See walls going up in earth, straw-bales and car tyres. Learn from the builder and trades what works, where and why. Maybe you'll want to come back and take part in a further workshop. Even the straw-bale site shed (photo) will be recycled into other uses!
12.00 – 12.45	KATOOMBA Tristan and Neil's alterations and additions		Take a traditional period house on a steep street and insert a contemporary two-story addition behind on a tight budget. How to capture the view, sunlight, and dare to be different! How to sustainably restore the original house. What price heritage vs sustainability? How far should they go with the next stage?
1.00 – 1.45 pm	<b>KATOOMBA</b>	<b>LUNCH stop 45 minutes</b>	Bring or buy as you prefer in central downtown Katoomba. We stop opposite Carrington Park.
2.00 – 2.45 pm	MEDLOW BATH Craig's future home:  <a href="http://www.projectroom.com/craig">www.projectroom.com/craig</a>		What a house. What enthusiasm! Earth, post and beams, scrap and recycled materials. As an Owner-Builder for 3 years, Craig has used ingenuity instead of \$ to save heaps. You won't believe what he's built from and how he's done it. See the bedroom climbing wall! Be warned however, this home needs great care where you step. And it's not for the faint-hearted!
3.05 – 3.50	LAWSON Sam's renovation		Take a 1950's fibro house and totally renovate it. Meet the builder who's working to do everything sustainably and to budget. Check out what he's done with the cladding, room layout, new deck, replacement windows, cob walls and more. Will it be livable by the time we visit? Learn how to eco-retrofit an ordinary house and inject some extra magic.
4 pm	<b>LAWSON</b>		Return to LAWSON Railway Station

**PLEASE NOTE:** We are able to visit these homes purely through the generosity of the home-owners concerned. They are helping us all by sharing their homes and stories – and young people through the environmental programs of Katoomba High School P&C. Thus we require everyone to respect home-owners property and privacy at all times. **Sturdy shoes are required for this tour with houses under construction and some rough, short, walking.**

**AGREEMENT to be signed before commencing the tour:** *By partaking in this ECOhomes Tour I acknowledge that I will hold all property owners, the organisers, and all persons associated with this tour blameless in all regards for any accident or misadventure caused by any means whatsoever associated with this tour.*